



Product and colors may vary.



© 2011 Hasbro. All Rights Reserved.
TM & © denote U.S. Trademarks.

A0606 & A0605 PN 7259510000

BabyAlive.com 


Questions? Call 1-800-327-8264



Thank you for purchasing this BABY ALIVE® doll. Please read instructions carefully.

AGES 3+


ALSO INCLUDES:



**Baby
Alive®**

Dressed for School™

TO PLAY



♥ Dress up your baby doll to go to school!

Sippy Cup Time



Before feeding your doll, make sure her diaper is fastened securely.



1. Fill sippy cup with clean, cold water or add clean, cold water and a packet of BABY ALIVE® Doll Juice Mix (sold separately).
2. Replace sippy cup top.
3. Hold doll in a reclining position. Make sure her head is higher than her tummy.
4. Place sippy cup tip securely in doll's mouth. Tip sippy cup up and give doll a few sips at a time.

IMPORTANT FEEDING GUIDELINES

- Use only clean, cold water or clean, cold water with BABY ALIVE® Doll Juice Mix (sold separately).
- **Do not** use real juice or other beverages.
- **Do not** use BABY ALIVE® Doll Food (sold separately); it is not designed for this doll.
- **Do not** feed doll more than one sippy cup of water or Doll Juice Mix (sold separately) before changing her diaper.

Diaper Time

After feeding your doll her sippy cup, you'll need to change her diaper!






1. Remove diaper and wipe doll clean with a soft, damp cloth or paper towel.
2. Put on a new diaper and fasten securely.
 - **ALWAYS** change your doll's diaper and clean her after she drinks.
 - **NEVER** let your doll sit with a wet diaper.
 - Discard wet diapers; they cannot be washed or reused.

IMPORTANT CLEANING INSTRUCTIONS

If using BABY ALIVE® Doll Juice Mix (sold separately), it is important to rinse doll with cold, clean water immediately after each use. If any juice remains in the doll, it can become difficult to clean.

- To clean doll after feeding her Doll Juice Mix, give her a *sippy* cup full of cold, clean water until any remaining juice has been rinsed away and the water runs clear (it's best to do this over a sink). Use a soft, damp cloth or paper towel to wipe away any juice on doll's mouth. Allow doll to dry.



- **STAIN ADVISEMENT:** BABY ALIVE® Doll Juice Mix (sold separately) may stain some surfaces. Adult supervision recommended. If spilled, wash with soap and water.
- Clean doll's face and body by wiping gently with a soft, damp cloth.
- **Do not** submerge doll in water; it is not intended for bath-time play.
- **Do not** place any foreign objects in doll's mouth or any other opening.
- Doll's clothes are machine washable (mild detergent, cold water, gentle cycle); they can also be spot-cleaned with a cool damp cloth; hang to dry.
- Hand-wash sippy cup with mild dish soap and water; it is **not** dishwasher-safe.